

- 300W Retrofit-Universal-Dimmer
- Advanced Adaptive Dimming (1)
- Control with DALI and tastDIM (2)
- Automatic load detection
- R,L,C including LED Retrofit
- Load no. indicator
- Zero load dimming
- Soft-Off / Fadetime

Functions

One-channel phase dimmer for brightness control of R,L,C including LED retrofit loads. Operates as a digital leading and trailing edge phase dimmer with automatic load detection. Control with DALI or a push button. Installation in flush-mounted boxes.

„Advanced Adaptive Dimming“ (1)

Developed for the needs of modern lighting where the lighting source typically is LED. Easy commissioning due to an automatic measurement during the initial power cycle.

Almost magical, the load is automatically measured. AdaptiveDIM calculates the optimum dimming characteristic and sets a stable MIN and MAX level.

tastDIM (2)

As an alternative, the DALI input can also be used as a push button input. A Conventional push button with 230V is connected against N to the DALI inputs of the device.

As flexible as the needs of its users

The dimmer can be used as a pure 230V touch dimmer or as a DALI comfort universal dimmer.

DALI Retrofit Universal Dimmer up

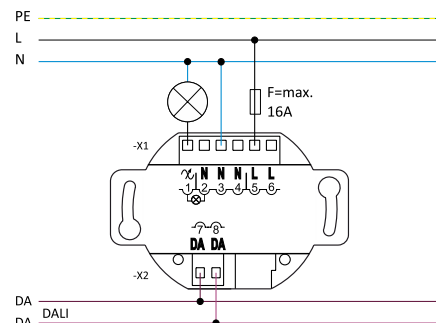
DRD300 up

Item No.: 10.195

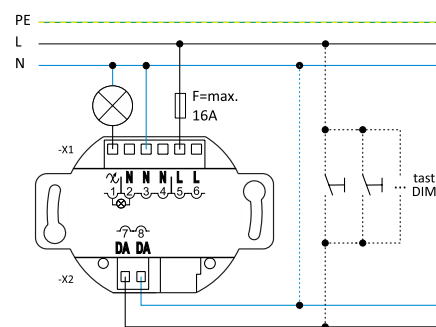


Specification	Item no. 10.195	DRD300 up
Rated Voltage		220-240V AC
Mains frequency		50/60Hz
Connected Load		3-300W
Power loss	Standby / Operation	0,75 W / 1,8 W at full load
Terminals and wiring	Power supply ; DALI DA/DA; Output	Push-in spring connection 0,2...1,5mm ²
Operation- and indication units		Device Button, Status-LED
Protection circuits	Short circuit with auto restart, over temperature (derating), over current, over Voltage	
Environment	Type of protection DIN EN 60529	IP20, Class II
	Temperature ambient ta	-0°...+50° Celsius
	Temperature critical tc	70° Celsius
	Humidity	5 - 80% non-condensing
DALI	IEC 62386	Device Type 4
	Number of short addresses	1
	Current consumption from DALI	< 2mA
Alternative control		tastDIM (2), 230V AC push-button over DALI-input
Control range	brightness curve	0; 0,1-100 % according to IEC 62386-102 (logarithmic)
		Linear or customized characteristic curve on request
Approbation	CE-Mark	
Design	Construction	Flush mouted housing
	Mounting	Installation in junction boxes
Abmessungen	(Height x width x depth) mm	46,5 x 70(51) x 34,5 mm
	Housing, colour	Plastic, grey
	Weight	0,150 kg
Customs	HS-Code/ TARIC-Number	85365080
Co-applicable documents:		Installation guide; product manual

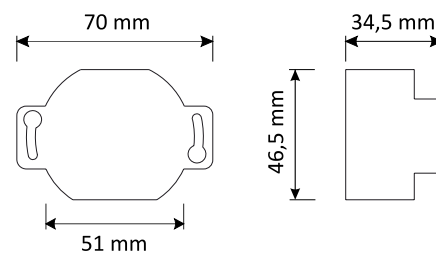
Important: Notice all safety instructions and related documents for Installation and operation. Names, trademarks, products or companies can be claimed. All rights are on their respective owners.



Wiring diagram - Connections with DALI



Wiring diagram - Connections with 230 VAC push button input (tastDIM)



Dimensions

Mistakes and typing errors reserved. maintronic® GmbH All rights reserved. | www.maintronic.com